

# 7 EASY TACTICS TO GET GOOGLE REVIEWS IN 2023

## #1: Verify Your Google Business Profile

You need a verified Google Business Profile to send customers to so they can leave you a review. If you don't know the status of your profile, check [here](#).



## #2: Organize Your Contact Lists

Keep an organized and updated list of your customers' contact information so you can automate sending review requests after services have been completed.




## #3: Email & Text Review Requests

Send past customers a review request via email and text with a link to your Google Business Profile. Need help finding your link? Click [here](#).




## #4: Use Social Media & Your Website

Request reviews from your company's social media channels and create a button on your website encouraging audiences to review your business on Google.



## #5: Respond to Every Review

Respond to reviews as quickly as possible. Audiences will be more encouraged to leave a review if they see you take the time to respond.




## #6: Use QR Codes

Create a QR code linked to your Google Business Profile and place it in high-traffic areas like checkout counters, receipts, windows, email signatures, and more. Need help creating one? [This](#) will help.



## #7: Publish Positive Reviews

Publish positive reviews on your business's website whether it be your homepage or testimonial page to build credibility with prospective customers.



Want more Google reviews in 2023?

Try Signpost Now